



GLOBAL FINANCE PROFESSIONALS  
CONNECTING OPERATIONS TO FINANCE



KNOWLEDGE PARTNER



TECHNOLOGY PARTNER

# MIS SYSTEM



## MIS SYSTEM

Customised MIS Reporting Model which aids in catering the needs of Management's decision making on Operational as well as Financial front. MIS reports will be delivered along with Summarised MIS performance report in PPT format.

# MIS DELIVERABLES

01

## MIS & KPIs

A dynamic architecture for streamlined financial reports, including the Balance Sheet, P&L Statement, and key KPIs.

02

## Comparative Analysis

Comparative Analysis along with narratives for management decision making.

03

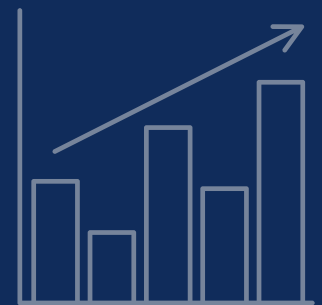

## Automation

MIS design focuses on creating a real-time financial reporting system (Balance Sheet, Profit & Loss, Cash Flow) using ODBC, ensuring accurate data and delivering key metric insights.

04

## Visual Analytics

Deploying MIS enables you to create interactive visual reports and perform predictive analysis using advanced analytics tools.



# PRODUCT OFFERINGS

Feature Functionality	Silver	Gold	Platinum
Comparative Balancesheet, Profit & Loss Account, Cash Flow, Variations and Narratives	Standard Fromat - Comparison with past Month, Past Year and Year To Date (YTD) for same period	✓	✓ + Budget, Rolling Forecast for the month and Year
Key Performance Indicators (KPIs)	Standard - Financial Based	✓ + Compliance Based	✓ + Operational based
Automation - ODBC Connection to Tally or pulling Trial Balance from any ERP into MIS Tool	Manual Pulling of Trial Balance in Tool	Trial Balance pulling through Tally ODBC automation	Tally +Any ERP Application Auto Linking of Trial Balance into Tool
Auto Generation of MIS PPT by click of button	Available with Standard Financial KPIs	✓ + One Page CFO Dashboard	✓ + Operational KPI Dashboard

## BILLING PLAN

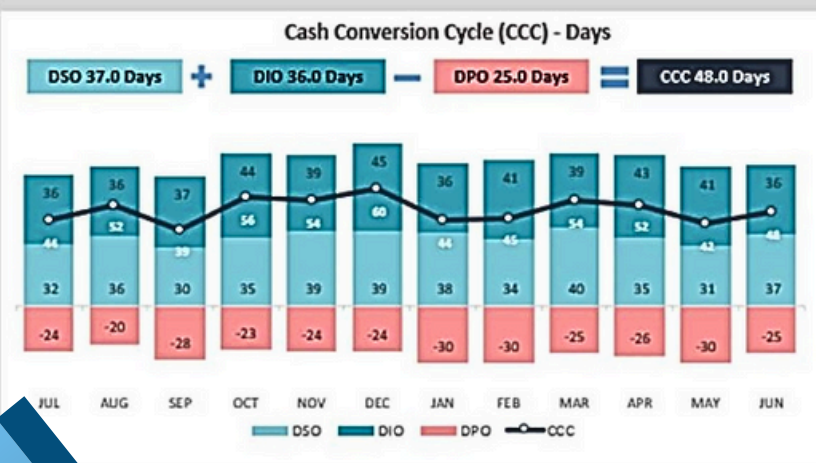
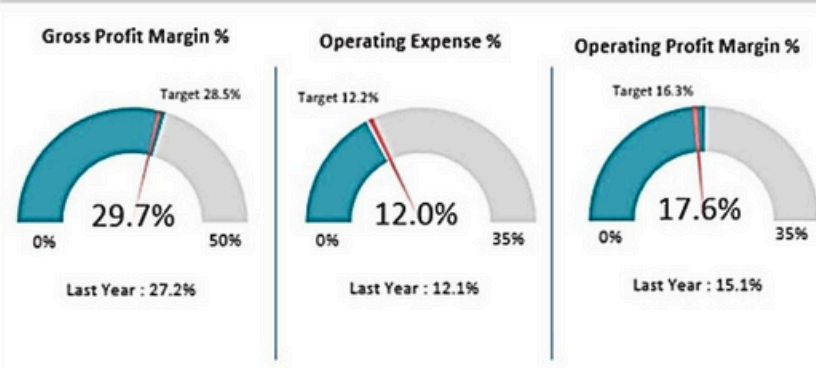
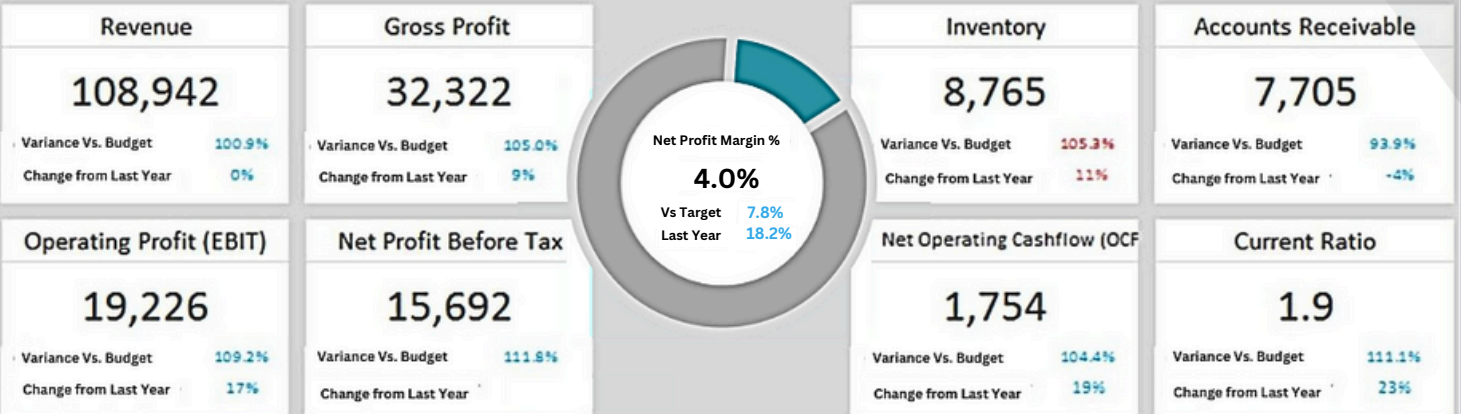
Feature Functionality	Opex	Capex
Tool Ownership & Access for changes due to Trial Balance modifications	Global Finance Professionals (GFP)	Client
One time small Charge of Trial Balance mapping	✓	X
Mode of Payment	Recurring - Monthly	One time
Mode of Preparation and Presentation to the client Management by GFP Team Member	Monthly by GFP Team member Presentations will be One on One with the client	✓
Conversion Option	Available after 6 months of OPEX Service with one time payment	Available with Monthly Payment for GFP Team MIS Presentation Charges

# CFO DASHBOARD

## 4. YTD Dashboard

Select YTD Month

JUN



**Income Statement - YTD JUN 2024 - 25**

Particulars	Actual YTD	Variance Act vs Tar	Variance Act vs LY
Revenue	108,942	0.9%▲	0.2%▲
Cost of Goods Sold	76,620	-0.7%▼	-3.1%▼
Gross Profit	32,322	5.0%▲	9.3%▲
Total Operating Expenses	13,096	-0.7%▼	-0.5%▼
Operating Profit (EBIT)	19,226	9.2%▲	17.2%▲
Other Non-Operating Income/(Expens)	855	-3.4%▼	3.6%▲
Finance Expense	4,389	-1.6%▼	4.7%▲
Net Profit Before Tax	15,692	11.8%▲	20.3%▲



# CONTACT US NOW



+91 93708 88819  
+91 7558555801



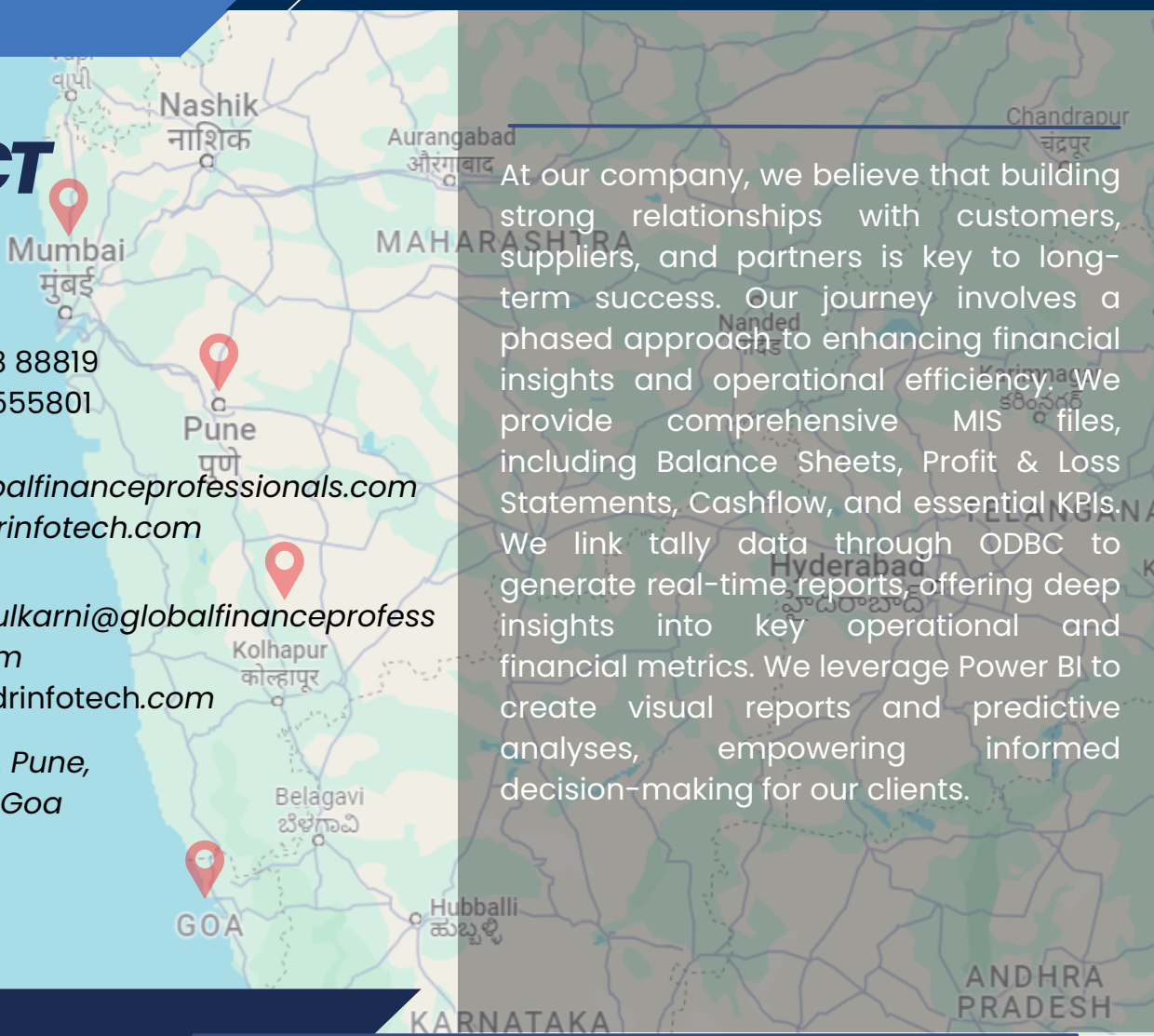
[www.globalfinanceprofessionals.com](http://www.globalfinanceprofessionals.com)  
[www.asdrinfotech.com](http://www.asdrinfotech.com)



[yogesh.kulkarni@globalfinanceprofessionals.com](mailto:yogesh.kulkarni@globalfinanceprofessionals.com)  
[ram@asdrinfotech.com](mailto:ram@asdrinfotech.com)



Kolhapur, Pune,  
Mumbai, Goa



At our company, we believe that building strong relationships with customers, suppliers, and partners is key to long-term success. Our journey involves a phased approach to enhancing financial insights and operational efficiency. We provide comprehensive MIS files, including Balance Sheets, Profit & Loss Statements, Cashflow, and essential KPIs. We link tally data through ODBC to generate real-time reports, offering deep insights into key operational and financial metrics. We leverage Power BI to create visual reports and predictive analyses, empowering informed decision-making for our clients.

**LET'S GROW WITH US**